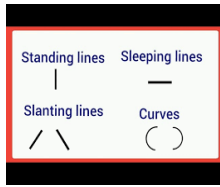



















DDMS (AMS) P OBUL REDDY PUBLIC SCHOOL




MONTHLY LOG - JULY 2024

GRADE :Nursery

No. of working Days = 21

S. No.	Subject & Subject Teacher	Lesson / Topic	Activity/ Experiment	Material Required	Teacher's Demonstration	Relevance of the topic to real life/ Learning Outcome (LOC)	Multiple Intelligence	Multi Linguistic
1	LITERACY Ms.Sindhu Ms.Aarathi Ms.Anusha Ms.Mamta	Introduction of strokes: .Standing line .Sleeping line .Slanting line .Curves 	<input type="checkbox"/> Sand tracing <input type="checkbox"/> Air tracing <input type="checkbox"/> Rainbow tracing <input type="checkbox"/> Arranging beads on the strokes <input type="checkbox"/> Walking on the strokes  	<input type="checkbox"/> Sand <input type="checkbox"/> Crayons <input type="checkbox"/> Chalk <input type="checkbox"/> Beads 	Teacher will teach the strokes with the help of the activities. They will help them to develop their vocabularies.	Develops Fine motor skills. Try to learn Correct pencil grip and posture.Develop hand-eye coordination	<ul style="list-style-type: none"> • Listening skills • Visual skills • Memory 	Students will learn to express their learning in their mother tongue with grand Parents and Peer Group.
2	NUMERACY	<ul style="list-style-type: none"> •Introducing gross motor skills activity •Oral counting 1 to 5 	<input type="checkbox"/> Jumping <input type="checkbox"/> Walking on the balancing beam <input type="checkbox"/> Passing the parcels game 	<input type="checkbox"/> Ball <input type="checkbox"/> Mat <input type="checkbox"/> Balancing beam <input type="checkbox"/> Hurdles <input type="checkbox"/> Number rhyme:one finger one finger turn turn turn/ Ek mota hathi ghoomne gaya 	Teacher will explain and help children to walk on the balancing beam, pass the ball to their friends	Develops gross motor skills. 	Logical thinking skills Cognitive Skills 	Students will try to explore with Parents , Grand parents and Peer group in the mother tongue

3	<p>EVS</p>	<p>Introduction of 'This is Me' My name is..... I am a girl/boy Introduction of colours Blue, Yellow and Green</p> 	<p>Circle time: Teacher and student both will sit together in circle and will introduce themselves</p> <ul style="list-style-type: none"> □ Jadui Pitara - □ Showing colour related real objects □ Sorting game related with colours □ Mixing 2 colours □ Colour hunting 	<p>Boys and girls flash cards Real objects Sorting bowls Colour related charts Colours, crayons, disposable glasses</p> 	<p>Teacher will encourage children to introduce themselves. Children will learn to say the colour name and related objects</p> 	<p>Knows to speak about oneself. Learns Vocabulary with correct pronunciation. Identifies and talks about various colours around us.</p> 	<ul style="list-style-type: none"> • Kinesthetic skills • visual skills 	<p>Students will talk about themselves, favourite toys, games with their Parents, Grandparents and Peer group in mother tongue.</p>
4	<p>ART & CRAFT</p> 	<p>*Activities based on</p> <ul style="list-style-type: none"> ❖ Pasting ❖ Colouring ❖ Vegetable dabbing 	<p>Follow the step-by-step instructions of the teacher and do the activity.</p> 	<p>Crayons ● Paints Paper cutouts Glue Vegetable like potato, onion</p>	<p>Teacher will show and guide the students how to do the activity using step-by-step instructions</p>	<p>Helps to build eye hand coordination Develop fine motor skills needed for writing, drawing and other related skills.</p>	<p>Children will enjoy doing the activities and enhance their Fine motor and eye-hand coordination</p>	<p>Students will talk about their activities at home and explore new activities related to class activities with parents, Grandparents and Peer group in mother tongue.</p>

5	PLAY TIME	Outdoor Games – <ul style="list-style-type: none"> • Sandpit • Indoor Games – • Building blocks • Balancing game 	Children will be taken out to play in groups and follow instructions. Children will play with bean bag.		Set of rules will be demonstrated by teacher to participate in the games.	Helps to build eye hand coordination. Develops Gross motor skills and cognitive skills. Improve concentration. Develop finger movements and hand muscles	Children will develop Gross motor skill as well as fine motor skills. It will help to improve their social skills.	Students will discuss in home with Parents, Grand Parents and Peer group in mother tongue about the games played at school.
6	MUSIC TIME Mr.Vidyasagar	<ul style="list-style-type: none"> • Aha tamatar bada majedar • I am special 				Learns to recite rhyme with actions Develop enacting skills with various body movements.	Children will develop musical - rhythmic skills.	Recitation of rhyme with proper pronunciation and actions.
Events for the month of July: Special Assembly 1.National Doctor's Day- 1st July2024(Monday) 2.Lets meet in Yellow - 5th July2024(Friday) 3.Lets meet in Blue - 12th July2024(Friday) 4FOUNDERS day - 15th July 2024(Monday) 5. Guru Purnima - 19th July 2024(Friday) 6.Lets meet in Orange - 26th July 2024(Friday) CCA: Nursery English Recitation - 24th July2024(Wednesday) Holidays: Moharram - 17th July 2024(Wednesday) Bonalu - 29th July2024(Monday)								