















DDMS P. OBUL REDDY PUBLIC SCHOOL (2024-2025)
MONTHLY LOG: February 2025









GRADE: NURSERY



NO. OF WORKING DAYS: 19

Sr No.	Subject	Lesson/Topic	Activity/Experiment	Material Required	Teacher's Demonstration	Relevance of the topic to real life/Learning Outcome (LOC)	Multiple Intelligence	Multi Linguistic
1	LITERACY Ms.Sindhu Ms.Aarathi Ms.Anusha Ms.Mamta	Introduction to Alphabets : W,X,Y,Z Recap of alphabets	<ul style="list-style-type: none"> Sand tracing Air tracing Rainbow tracing Phonic song Picture reading 	<ul style="list-style-type: none"> Sand Crayons Chalk Flash cards 	Teacher will teach the alphabets sound with the help of phonic song and make them to learn the formation of letters. They will help them to develop their vocabularies with the help of picture reading.	Develops Fine motor skills. They will able to identify the letters with their phonic sounds.	<ul style="list-style-type: none"> Listening skills Visual skills Memory 	Students will learn to express their learning in their mother tongue with grandparents and peer group.



	<p>NUMERACY</p> 	<ul style="list-style-type: none"> ❖ Introduction to numbers ❖ 15 ❖ 16 ❖ 17 ❖ 18 ❖ 19 ❖ 20 ❖ Recap of numbers from 11 to 20 	<ul style="list-style-type: none"> ❖ Oral counting of numbers ❖ Sand tracing of numbers ❖ Quantification of Number Hopscotch 	<ul style="list-style-type: none"> ❖ Ball ❖ Beads ❖ Sand ❖ Chalk ❖ Number hunt game ❖ Blocks <p>Connect the dots</p> 	<p>Teacher will explain and help children to learn the number formation and quantification</p> 	<p>Develops gross motor skills. Children will be able to count the objects</p> 	<p>Logical thinking skills Cognitive Skills</p> 	<p>Students will try to explore numbers with parents, grandparents and peer group in the mother tongue</p> 
3	<p>EVS</p>	<ul style="list-style-type: none"> ❖ Recap of all the themes 	<p>Circle time: Teacher and student both will sit together in circle and will do a recap of previous themes</p>	<ul style="list-style-type: none"> ❖ Flash cards ❖ Theme related charts 	<p>Teacher will encourage children to speak about the theme.</p> 	<p>Learns Vocabulary and correct pronunciation</p> 	<p>Kinesthetic skills Visual skills</p> 	<p>Students will talk about different themes to parents, grandparents and peer group in mother tongue.</p>

4	ART & CRAFT	Activities based on theme ❖ Tearing and Pasting ❖ Cutting with scissors ❖ Finger painting	Follow the step-by-step instructions of the teacher and do the activity. 	<ul style="list-style-type: none"> ● Pipe cleaners ● Colour Papers ● Yarn ● Glue ● Paint 	Teacher will show and guide the students how to do the activity using step-by-step  instructions	Helps to build eye hand coordination Develop fine motor skills needed for writing, drawing and other related skills. 	Children will enjoy doing the activities and enhance their Fine motor and eye-hand coordination	Students will talk about their activities at home and explore new activities related to class activities with parents, grand Parents and Peer group in mother tongue.
5	PLAY TIME 	Outdoor Games <ul style="list-style-type: none"> ● Sandpit ● Indoor Games ● Building blocks ● Balancing game 	Children will be taken out to play in groups and follow instructions. Children will play with clay and parachute 	<ul style="list-style-type: none"> ❖ Blocks ❖ Clay ❖ Soft balls ❖ Sandpit 	Set of rules will be demonstrated by teacher to participate in the games 	Helps to build eye hand coordination. Develops gross motor skills and cognitive skills. Improve concentration. Develop finger movements and hand muscles	Children will develop Gross motor skill as well as fine motor skills. It will help to improve their social skills. 	Students will discuss in home with Parents, Grand Parents and Peer group in mother tongue about the games played at school

6	MUSIC TIME Mr. Vidyasagar	Ants go marching, ABCD rhyme		Keyboard		Learns to recite rhyme with actions Develop enacting skills with various body movements.	Children will develop musical - rhythmic skills	Recitation of rhyme with proper pronunciation and actions.
---	--	---------------------------------	---	----------	---	---	---	--

Events for the month of February

Holidays	26th February (WEDNESDAY)	MAHASHIVRATRI
-----------------	---	----------------------

