






DDMS. P. OBUL REDDY PUBLIC SCHOOL (2024-2025)
MONTHLY LOG: SEPTEMBER 2024


GRADE: UKG

NO. OF WORKING DAYS: 18

Sl. No	Subject	Lesson/Topic	Activity/Experiment	Material Required	Teacher's Demonstration	Relevance of the topic to real life/Learning Outcome (LOC)	Multiple Intelligence	Multi Linguistic
1	LITERACY Ms. P. Padmavathi Ms. N. Aruna Ms. A.V. Anuradha Ms.Ch. Aruna Ms.Shamina. R.	Orals & written – 'I' and 'O' sound words.	*Matching activities related to 'I and O' sound words *Circle the correct word *Tick the correct word *Freehand drawing *Picture reading *Writing	*Chart *Smart board *Flash cards *Text book *Work book *Notebook	Teacher will teach the concepts & help students to inculcate the habit of self-evaluation.	Identifies beginning and end sounds of words 'I and O', recognizes many letters and their corresponding sounds	Verbal and Linguistic intelligence	Students will strengthen Linguistic skills and vocabulary related to the words and recalls the Phonics sounds
	RHYMES STORIES	*Rhymes - - Little Tommy Tucker *Stories – - The birth of Lord Ganesha -The foolish lion		*Smart Board *Rhymes book *Jadui Pitara Puppet show	Related Rhymes and stories will be narrated	Develop effective Communication Skills for day-to-day interaction	Bodily Kinesthetic skills	Listening and creating stories and rhymes in mother tongue Eg. Lion – In Hindi as : सिंह In Telugu as : సింహం

2	NUMERACY	<ul style="list-style-type: none"> *Orals – Nos. 1 – 100 *Written – Nbr. Names - One – Twenty 	<ul style="list-style-type: none"> * Counting *Pairing *Matching * Write number names in sequence * Rote learns the spellings 	<ul style="list-style-type: none"> *Text book *Workbook *Real Objects *Crayons *Smart board 	Teacher will explain the concepts through pictorially relevant and connected activities	<p>Develop Mathematical understanding and abilities to work with numbers.</p> <p>Learn to say the spellings of Number Names through memory skills.</p>	<p>Learn to apply -</p> <ul style="list-style-type: none"> *Sense of order *Memory skills *Build confidence and keenness 	<p>Listen and memorize words in chunks.</p> <p>- Learn numbers 1 to 10 ek , do , teen etc.</p>
3	EVS	<ul style="list-style-type: none"> * Me and My World * Me and My Universe 	<p>Practice Sheets</p>  	<ul style="list-style-type: none"> *Text book *Work book *Puppets *Flash cards *Smart Board *Charts *Free hand drawing *Jadui Pitara 	Teacher explains about the importance of house and our universe	<ul style="list-style-type: none"> *Understands the need of houses for a safe and secure life *Make aware that we are a part of the universe and every part is important for the life of human beings 	<p>Develop Naturalistic Intelligence and have a keen sense of observation and curiosity about our universe</p>	<p>Students will be encouraged to make aware how different words can be used as a means of communication in different languages.</p> <p>Eg.: HOUSE</p> <p>In Hindi as : घर</p> <p>In Telugu as : illu</p>

4	II LANGUAGE - HINDI TELUGU	LETTERS Orals & written – क - च అ - ఏ	*Matching *Picture reading * Tracing and writing * Free hand drawing	*Charts *Flash cards *Text book *Note book	The teacher will explain to students that it is easy to identify the letters if one recognizes the pictures.	Identifies, Recognizes many letters and their corresponding sounds	Strengthen Linguistic skills and vocabulary	Students will strengthen Linguistic skills and vocabulary, relates to the words in their mother tongue. Eg. Tortoise – In Hindi कछुआ ‘Tabelu’
5	ART & CRAFT 	*Collage *Free hand drawing *Painting *Ganesha idol making *Prepare greeting for their Grandparents	Follow the step by step instructions of the teacher and do the activity	*Crayons *Colour papers *Poster colours *Clay	Teacher will show and guide the students how to do the activity step by step	Grasps relevant art materials and tools	Children will enjoy doing the activities and enhance their Visual – Spatial intelligence	Students will identify and express the activities in their mother tongue

6	MUSIC Mr. Vidya Sagar	*Grandparents Day song		*Casio * You tube video	Sir will sing the song line by line to make the children understand the tune and lyrics of the song.	Learn to sing in a group. Waits for his/her turn to sing	Develop Musical & rhythmic skills	Sing songs and relate with correct comprehension and participates in rhythmic activities.
7	LIFE SKILLS	* I do not do unsafe things * Chewing is my habit * Pokso's favourite toy car * My things and me	*Life skills book *Smart board		Teacher explains about values and ethic.	Children develop Interpersonal Relationship	Retells a story in sequence from own experience in mother tongue	Understands the values and ethics. Children will demonstrate the ownership towards their body parts.
8	PLAY TIME	*Outdoor games *Clay modelling *Constructive games on themes	Students will be taken to sandpit, play gym. Allowed to play in turns in the structured play. Students will smudge, tap the clay.	*Puzzles *Sandpit equipment * Building blocks	Teacher explains about values and ethic and encourage kids to explore different outdoor games. Teacher will demonstrate on how to smudge clay using fingers and palm.	Learn to play in a group. Waits for his/her turn and shares things with peers	Improve Social and emotional quotient. Helps to build Gross motor skills, physical fitness and balance.	*Student will say names of toys & equipment in their mother tongue.

Events for the month of September'24:

SPECIAL ASSEMBLY -

1. Teachers' Day Celebrations - 4th September'24 (Wednesday)

EVENTS –

1. Grandparents Day – 21st September'24 (Saturday)

FIELD TRIP:

13th september'24 (Friday) (tentative)

CCA –

Fancy Dress – 27th September'24 (Friday)

HOLIDAYS

Teachers' day - 5th September' 24 (Thursday)

Ganesha Chaturthi - 7th September'24 (Saturday)

Milad-Un-Nabi - 16th September'24 (Monday)

Ganesha immersion - 17th September'24 (Tuesday) (Tentative)