








**DDMS. P. OBUL REDDY PUBLIC SCHOOL (2024-2025)**  
**MONTHLY LOG: OCTOBER 2024**



**GRADE: UKG**

**NO. OF WORKING DAYS: 13**

Sl. No	Subject	Lesson/Topic	Activity/Experiment	Material Required	Teacher's Demonstration	Relevance of the topic to real life/Learning Outcome (LOC)	Multiple Intelligence	Multi Linguistic
1	<b>LITERACY</b> Ms. P. Padmavathi Ms. N. Aruna Ms. A.V. Anuradha Ms.Ch. Aruna Ms.Shamina. R.	Orals & written – 'O'and 'U' sound words.	*Matching activities related to 'O and U' sound words *Circle the correct word *Tick the correct word *Freehand drawing *Picture reading *Writing	*Chart *Smart board *Flash cards *Text book *Work book *Notebook * free hand drawing	Teacher will teach the concepts & help students to inculcate the habit of self-evaluation.	Identifies beginning and end sounds of words 'O and U', recognizes many letters and their corresponding sounds	Verbal and Linguistic intelligence	Students will strengthen Linguistic skills and vocabulary related to the words and recalls the Phonics sounds
	<b>RHYMES</b>  <b>STORIES</b>	*Rhymes - - Merry time -चना किसने बोया  *Stories – - Revision of previous stories		*Smart Board *Rhymes book *Jadui Pitara	Related Rhymes and stories will be narrated	Develop effective Communication Skills for day-to-day interaction	Bodily Kinesthetic skills	Listening and creating stories and rhymes in mother tongue Eg. <b>Crow, Fox</b> In Hindi as : <b>कव्वा ,लोमड़ी</b> In Telugu as : <b>కవ్వా ,నక్క</b>

2	<b>NUMERACY</b>	<p>*Orals – Nos. 1 – 100</p> <p>*Written – Number Names – 11 to 25</p>	<p>* Counting</p> <p>*Pairing</p> <p>*Matching</p> <p>* Write number names in sequence</p> <p>* Rote learns the spellings</p>	<p>*Text book</p> <p>*Workbook</p> <p>*Real Objects</p> <p>*Crayons</p> <p>*Smart board</p>	<p>Teacher will explain the concepts through pictorially relevant and connected activities</p>	<p>Develop Mathematical understanding and abilities to work with numbers.</p> <p>Learn to say the spellings of Number Names through memory skills.</p>	<p>Learn to apply -</p> <p>*Sense of order</p> <p>*Memory skills</p> <p>*Build confidence and keenness</p>	<p>Listen and memorize words in chunks.</p> <p>- Learn numbers 1 to 10 ek , do , teen etc.</p>
3	<p><b>EVS</b></p> 	<p><b>Me and my Nature</b></p> <p><b>Me and my Health</b></p> 	<p>Practice sheets, Nature walk</p> 	<p>*Text book</p> <p>*Work book</p> <p>*Puppets</p> <p>*Flash cards</p>	<p>Teacher explains about the things in the nature, importance of it and how to save our nature.</p> <p>Living things and Non-living things</p>	<p>Understands the things we need to do to save our nature</p> <p>Differentiate between living and Non-living things</p>	<p>Explore the things around us and make keen observation about our nature</p>	<p>Students will be encouraged to make aware how different words can be used.</p> <p>Eg.:</p> <p>In Hindi as : <b>पौधा पानी</b></p> <p>In Telugu as : <b>పేదా, నీళ్లక</b></p>

	<b>HINDI TELUGU</b>	<b>క-఑</b> క. ఠ. డ. ఢ. ణ.	*Picture reading * Tracing and writing * Free hand drawing	*Flash cards *Text book *Note book	explain to students that it is easy to identify the letters if one recognizes the pictures.	Recognizes many letters and their corresponding sounds	vocabulary	
5	<b>ART &amp; CRAFT</b> 	*Collage *Free hand drawing *Painting *Practice clay modelling *Prepare take aways for Dussehra and Diwali	Follow the step by step instructions of the teacher and do the activity 	*Crayons *Colour papers *Poster colours *Clay	Teacher will show and guide the students how to do the activity step by step	Grasps relevant art materials and tools	Children will enjoy doing the activities and enhance their Visual – Spatial intelligence	Students will identify and express the activities in their mother tongue
6	<b>MUSIC</b> Mr. Vidya Sagar	*Songs on theme		*Casio * You tube video	Sir will sing the song line by line to make the children understand the tune and lyrics of the song.	Learn to sing in a group. Waits for his/her turn to sing	Develop Musical & rhythmic skills	Sing songs and relate with correct comprehension and participates in rhythmic activities.
7	<b>LIFE SKILLS</b>	* Pokso's favourite toy car  * My things and me	*Life skills book *Smart board		Teacher explains about values and ethic.	Children develop Interpersonal Relationship	Retells a story in sequence from own experience in mother tongue	Understands the values and ethics. Children will demonstrate the ownership towards their body parts.

8	<b>PLAY TIME</b> 	*Outdoor games *Clay modelling  SPORTS DAY PRACTICE  	Students will be taken to sandpit, play gym. Allowed to play in turns in the structured play. Students will smudge, tap the clay	*Puzzles *Sandpit equipment * Building blocks	Teacher explains about values and ethic and encourage kids to explore different outdoor games.  Teacher will demonstrate on how to smudge clay using fingers and palm.	Learn to play in a group. Waits for his/her turn and shares things with peers	Improve Social and emotional quotient. Help to build Gross motor skills, physical fitness and balance.	*Student will say names of toys & equipment in their mother tongue.
---	---	---	--	---	--	---	--	---

### Events for the month of October'24:

<b>HOLIDAYS</b>	<b>Gandhi Jayanthi</b> <b>Dussehra vacation begins</b>  <b>School reopens</b>  <b>Naraka chaturdasi</b> <b>Diwali</b>	<b>02/10/24 (Wednesday)</b> <b>02/10/24 (Wednesday) to 13/10/24 (Sunday)</b>  <b>14/10/24 (Monday)</b>  <b>30/10/24 (Wednesday)</b> <b>31/10/24 (Thursday)</b>
<b>CCA</b>	<b>Clay modelling</b>	<b>25/10/24 (Friday)</b>
<b>PTM</b>		<b>26/10/24(Saturday)</b>