









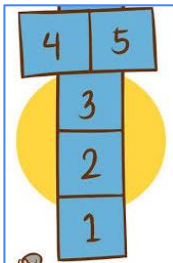










DDMS (AMS) P OBUL REDDY PUBLIC SCHOOL




MONTHLY LOG - OCTOBER 2024

GRADE :Nursery

No. of working Days = 13

S. No.	Subject & Subject Teacher	Lesson / Topic	Activity/ Experiment	Material Required	Teacher's Demonstration	Relevance of the topic to real life/ Learning Outcome	Multiple Intelligence	Multi Linguistic
1	LITERACY Ms.Sindhu Ms.Aarathi Ms.Anusha Ms.Mamta	Recap of alphabets A, B, C, D, E 	<input type="checkbox"/> Phonic song <input type="checkbox"/> Sand hunt <input type="checkbox"/> worksheets 	<input type="checkbox"/> Salt <input type="checkbox"/> Letter magnets <input type="checkbox"/> Chalk <input type="checkbox"/> Phonic song link(https://www.youtube.com/watch?v=-ZxaDdJpxns) 	<input type="checkbox"/> Teacher will help the student identify the letters through activities and worksheets <input type="checkbox"/> They will help them develop their vocabularies.	Develops Fine motor skills. They will learn correct letter formation. 	<input type="checkbox"/> Listening skills <input type="checkbox"/> Visual skills <input type="checkbox"/> Memory	Students will learn to express their learning in their mother tongue with grand Parents and Peer Group.
2	NUMERACY	Introduction to numbers <input type="checkbox"/> 3 <input type="checkbox"/> 4 	<input type="checkbox"/> Oral counting of numbers <input type="checkbox"/> count the objects <input type="checkbox"/> count and colour <input type="checkbox"/> Number hopsotch 	<input type="checkbox"/> Balls <input type="checkbox"/> Beads <input type="checkbox"/> Rings <input type="checkbox"/> Chalk <input type="checkbox"/> Sand 	Teacher will explain and help children to walk on the number formation. Children will be able to count and colour the objects	Develops gross motor skills. 	Logical thinking skills Cognitive Skills 	Students will try to explore with Parents , Grand parents and Peer group in the mother tongue

3	<p>EVS</p>	<p><input type="checkbox"/> Introduction to Fruits, Vegetables and Flowers</p> 	<p><input type="checkbox"/> Circle time: Teacher and student both will sit together in circle and will learn about different Fruits, Vegetables and Flowers</p> <p><input type="checkbox"/> Jadui Pitara -</p> <p><input type="checkbox"/> Showing real fruits, vegetables and flowers</p> <p><input type="checkbox"/> Nature walk</p>	<p><input type="checkbox"/> Flash cards of Fruits, Vegetables and Flowers</p> <p><input type="checkbox"/> Sorting bowls</p> <p><input type="checkbox"/> Charts related to Fruits, Vegetables and Flowers</p> 	<p>Teacher will encourage children to sing Fruit and Vegetable rhyme</p> 	<p>Knows to speak about fruits, vegetables they like.</p> <p>Learns Vocabulary with correct pronunciation. Identifies and talks about various flowers around us.</p>	<p><input type="checkbox"/> Kinesthetic skills</p> <p><input type="checkbox"/> visual skills</p> 	<p>Students will talk about different Fruits, Vegetables and Flowers they eat and see everyday.</p> 
4	<p>ART & CRAFT</p>	<p><input type="checkbox"/> Activities based on themes</p> <p><input type="checkbox"/> Vegetable dabbling</p> <p><input type="checkbox"/> Colouring</p> <p><input type="checkbox"/> Straw split paint</p>	<p>Follow the step-by-step instructions of the teacher and do the activity.</p> 	<p><input type="checkbox"/> Crayons</p> <p><input type="checkbox"/> Paints</p> <p><input type="checkbox"/> Straws</p> <p><input type="checkbox"/> Vegetable</p> <p><input type="checkbox"/> Activity sheet</p> 	<p>Teacher will show and guide the students how to do the activity using step-by-step instructions.</p> 	<p>Helps to build eye hand coordination</p> <p>Develop fine motor skills needed for writing, drawing and other related skills.</p>	<p>Children will enjoy doing the activities and enhance their Fine motor and eye-hand coordination</p>	<p>Students will talk about their activities at home and explore new activities related to class activities with parents, Grand Parents and Peer group in mother tongue.</p>

5	PLAY TIME	<input type="checkbox"/> Outdoor Games – <input type="checkbox"/> Sandpit <input type="checkbox"/> Indoor Games – <input type="checkbox"/> Building blocks <input type="checkbox"/> Balancing game	Children will be taken out to play in groups and follow instructions. Children will play in sandpit.	 	Set of rules will be demonstrated by teacher to participate in the games.	Helps to build eye hand coordination. Develops Gross motor skills and cognitive skills.Improve concentration. Develop finger movements and hand muscles	Children will develop Gross motor skill as well as fine motor skills. It will help to improve their social skills.	Students will discuss in home with Parents, Grand Parents and Peer group in mother tongue about the games played at school.
6	MUSIC TIME Mr.Vidyasagar	Entho manchidi ma Teacher, आलू कचालू बेटा,		Casio played by sir		Learns to recite rhyme with actions Develop enacting skills with various body movements.	Children will develop musical - rhythmic skills.	Recitation of rhyme with proper pronunciation and actions.
<u>Events for the month of October</u> 1.PTM (Pre Primary) – 26th Oct 2024 (Saturday) <u>CCA:</u> Nursery Clay Modelling – 25th October 2024(Friday) <u>Holidays:</u> 1.Gandhi Jayanthi -2nd Oct 2024(Wednesday) 2.Dussera Vacation – 3rd Oct to 13th Oct 3.Naraka Chaturthi – 30th Oct 2024(Wednesday) 4.Diwali – 31st Oct 2024 (Thursday) **** School Reopens – 14th October(Monday)								