




















DDMS (AMS) P OBUL REDDY PUBLIC SCHOOL

GRADE :Nursery		MONTHLY LOG - AUGUST 2024				NO. OF WORKING DAYS: 19		
S. No.	Subject & Subject Teacher	Lesson / Topic	Activity/ Experiment	Material Required	Teacher's Demonstration	Relevance of the topic to real life/ Learning Outcome (LOC)	Multiple Intelligence	Multi Linguistic
1	LITERACY Ms.Sindhu Ms.Aarathi Ms.Anusha Ms.Mamta	Introduction to Zig Zag lines Introduction to letters A B 	★Sand tracing ★Air tracing ★Arranging beads on the letters ★Walking on the strokes 	☉Sand ☉Crayons ☉Chalk ☉Beads 	Teacher will teach the strokes with the help of the activities. They will help them to develop their vocabularies.	Develops Fine motor skills. Try to learn Correct pencil grip and posture. Develop hand-eye coordination	<ul style="list-style-type: none"> • Listening skills • Visual skills • Memory 	Students will learn to express their learning in their mother tongue with grand Parents and Peer Group.
2	NUMERACY	<ul style="list-style-type: none"> •Introduction to Pre-Math concepts • Big and small • Up and Down • More and less • Full and Empty • Orals 1-10 	Object sorting based on weight, size. See saw playing Object filling Filling water with glass 	Balancing beam Ball Mat Hurdles Number rhyme: one two three four five once I caught...okati rendu kalisi undu	Teacher will explain and help children to walk in zig -zag pattern , on the balancing beam, see saw.	Develops gross motor skills. 	Logical thinking skills Cognitive Skills 	Students will try to explore with Parents , Grand parents and Peer group in the mother tongue

<p>3</p>	<p>EVS</p>	<p>Introduction of My Body Secondary colours Green, Purple.</p> 	<ul style="list-style-type: none"> • Circle time: Teacher and student both will sit together in circle and will learn about body parts and their functions. • Jadui Pitara - • Showing colour related real objects • Sorting game related with colours • Mixing 2 colours • Colour hunting 	<ul style="list-style-type: none"> • Boys and girls flash cards • Real objects • Sorting bowls • Colour related charts • Colours, crayons, disposable glasses 	<p>Teacher will encourage children to tell the functions of body parts. Children will learn how to mix primary colours to get secondary colours.</p> 	<p>Knows to speak about body parts. Learns Vocabulary with correct pronunciation. Identifies and talks about various colours around us.</p> 	<ul style="list-style-type: none"> • Kinesthetic skills • visual skills 	<p>Students will talk about the their body, body part and functions in mother tongue.</p>
<p>4</p>	<p>ART & CRAFT</p> 	<p>*Activities based on</p> <ul style="list-style-type: none"> • Crumbling • Colouring • Bud print 	<p>Follow the step-by-step instructions of the teacher and do the activity.</p> 	<p>Crayons</p> <ul style="list-style-type: none"> • Paints • Paper cutouts • Glue • Buds 	<p>Teacher will show and guide the students how to do the activity using step-by-step instructions</p>	<p>Helps to build eye hand coordination</p> <p>Develop fine motor skills needed for writing, drawing and other related skills.</p>	<p>Children will enjoy doing the activities and enhance their Fine motor and eye-hand coordination</p>	<p>Students will talk about their activities at home and explore new activities related to class activities with parents, Grand Parents and Peer group in mother tongue.</p>

5	PLAY TIME	Outdoor Games – <ul style="list-style-type: none"> • Sandpit • Jumping on hurdles • Walking in zig-zag 	Children will be taken out to play in groups and follow instructions. Children will play in sandpit.		Set of rules will be demonstrated by teacher to participate in the games.	Helps to build eye hand coordination. Develops Gross motor skills and cognitive skills. Improve concentration. Develop finger movements and hand muscles	Children will develop Gross motor skill as well as fine motor skills. It will help to improve their social skills.	Students will discuss in home with Parents, Grand Parents and Peer group in mother tongue about the games played at school.
6	MUSIC TIME Mr.Vidyasagar	•Head shoulders knees and toes •Subha janmadinam the			Learns to recite rhyme with actions Develop enacting skills with various body movements.	Children will develop musical - rhythmic skills.	Recitation of rhyme with proper pronunciation and actions.	

Events for the month of August:

SPECIAL ASSEMBLY

- 1.Lets meet in Purple- 2nd August 2024(Friday)
- 2.Haritaharam and National handloom day
Lets meet in Green- 7th August 2024(Wednesday)
- Rainbow Week- 27th August 2024(Tuesday) - 30th August 2024(Friday)

EVENTS

- 1.Lets meet in Tri colour- Independence Day celebrations- 13th August 2024(Tuesday)
- 2.Sri Krishnastami celebrations- 23rd August 2024(Friday)

CCA - -----

HOLIDAYS

- 1.Independence Day – 15th August 2024 (Thursday)
- 2.Varalakshmi Vratam – 16th August 2024(Friday)
- 3.Sri Krishnastami – 26th August 2024(Monday)

