









**DDMS P OBUL REDDY PUBLIC SCHOOL**  
**MONTHLY LOG - August 2024**

**GRADE :LKG**

**No. of working Days: 19**

S. No.	Subject & Subject Teacher	Lesson / Topic	Activity/ Experiment	Material Required	Teacher's Demonstration	Relevance of the topic to real life/ Learning Outcome (LOC)	Multiple Intelligence	Multi Linguistic
1	<p><b>LITERACY</b></p> <p>Teachers:  <b>Ms.Lakshmi kumari</b>  <b>Ms.Geetha Lakshmi</b></p> 	 <p>Introduction of letters and phonic sounds</p> <ul style="list-style-type: none"> <li>• Ee</li> <li>• Ff</li> <li>• Gg</li> <li>• Hh</li> <li>• Ii</li> <li>• Introduction of four lines concept</li> </ul>	 <p>Ø Phonic song  Ø Sand tracing  Ø Air tracing  Ø Showing real objects related with letters  Ø Writing letters in four lines  Ø Workbook activities  Ø Painting</p>	<p>Paper</p> <ul style="list-style-type: none"> <li>• Sand</li> <li>• Crayon</li> <li>• Workbook</li> <li>• Worksheet</li> </ul>	 <p>Teacher will teach the letters with their phonics sounds.</p> <p>They will help them to develop their vocabularies.</p>	 <p>Develops Fine motor skills. Try to learn Correct pencil grip and posture. Learn the formation of letters in a correct way and write letters in four line concept. Develop hand-eye coordination</p>	<ul style="list-style-type: none"> <li>• Listening skills</li> <li>• Visual skills</li> <li>• Memory</li> </ul>	 <p>Students will learn to express their learning in their mother tongue with grand Parents and Peer Group.</p>

2

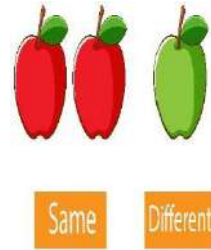
**NUMERACY**

Introduction of Pre-math concepts:  
 Ø Same and Different  
 Ø Inside and Outside  
 Ø Before After and Between  
 Ø Morning, Afternoon Evening and Night  
 Ø Introduction of nos 1234


- Rhymes
- Stories
- Showing real objects related to concepts.
- Workbook activities
- Painting
- Colouring



Teacher will explain the same & different, inside & outside, before after & between, morning afternoon evening & night with some practical knowledge Teacher will introduce the numbers 1,2 3, 4 by showing real objects.



Learn to form a variety of patterns and simple handwriting movement and develop Fine motor skills.



- Logical thinking skills
- Sensory skills
- Numerical skill

Students will try to explore with Parents , Grand parents and Peer group in the mother tongue.



3

**EVS**



Introduction of Green Colour  
 • Me and My School  
 • Me and My Neighborhood  
 • Me and My Country

Mixing colours  
 Water play game

Paint  
 Water  
 Disposable glass

Teacher will encourage children to speak about their school, neighbourhood and country

Children will learn to make a another colour by mixing two colours.





Knows to speak about oneself.  
 Learns Vocabulary with correct pronunciation.  
 Identifies and talks about various colours around us.

- Kinesthetic skills
- visual skills



Students will talk about themselves, body parts, favorite toys, games with their Parents, Grandparents and Peer group in mother tongue.

4	<b>ART &amp; CRAFT</b>	Activities based on ❖ Printing ❖ Pasting ❖ Colouring ❖ Clay modelling	Follow the step-by- step instructions of the teacher and do the activity.	<ul style="list-style-type: none"> <li>● Crayons</li> <li>● Paints</li> <li>● Paper cutouts</li> <li>● Glue</li> <li>● Clay</li> <li>● Scrap Book</li> <li>● Art Book</li> </ul>	Teacher will show and guide the students how to do the activity using step-by-step instructions	Helps to build eyehand coordinationDevelop fine motorskills needed forwriting, drawing andother related skills.	Children will enjoy doing the activities and enhance their Fine motor and eye-hand coordination	Students will talk about their activities at home and explore new activities related to class activities with parents, Grand Parents and Peer group in mother tongue.
5	<b>PLAY TIME</b>  	Outdoor Games – <ul style="list-style-type: none"> <li>● Sandpit</li> </ul> Indoor Games – <ul style="list-style-type: none"> <li>● Building blocks</li> <li>● Balancing game</li> </ul>	Children will be taken out to play in groups and follow instructions. Children will play with bean bag.		Set of rules will be demonstrated by teacher to participate in the games.  	Helps to build eye hand coordination. Develops Gross motor skills and cognitive skills.Improve concentration. Develop finger movements and hand muscles	Children will develop Gross motor skill as well as fine motor skills. It will help to improve their social skills.	Students will discuss in home with Parents, Grand Parents and Peer group in mother tongue about the games played at school.

<b>MUSIC TIME</b>  <b>Mr.Vidyasagar</b>	<ul style="list-style-type: none"> <li>• We shall overcome.</li> <li>• Taragam Taragam</li> </ul>		Casio played by sir	Sir will sing the song line by line to make understand the children tune and the lyrics of the song.	Learns to recite rhyme with actions Develop enacting skills with various body movements.	Children will develop musical - rhythmic skills.	Recitation of rhyme with proper pronunciation and actions.
<p><b><u>Events for the month of August:</u></b></p> <p>1.Haritha Haram and Handlom day, Lets meet in Green - 07th August 2024(Wednesday)  2. Lets meet in Tricolour - 13th August 2024(Tuesday)  3.Krishnastami celebrations - 23rd August 2024(Friday)</p> <p><b><u>Special Assemblies :</u></b></p> <p>1.Lets meet in Purple - 2nd August 2024(Friday)  2. Rainbow week - (27th August2024(Tuesday) - 30th August2024(Friday))</p> <p><b><u>CCA:</u></b></p> <p>LKG Sloka Rendition - 22nd August 2024(Thursday)</p> <p><b><u>Holidays:</u></b></p> <p>1.Independence day - 15th August 2024(Thursday)  2.Varalakshmi Vratam - 16th August 2024( Friday)  3.Sri Krishnastami - 26th August 2024 (Monday)</p>							