




RESULT ANALYSIS OF CLASS X AISSE- 2018

1. Total No. of students appeared : 205
2. Total No. of students passed : 205
3. No. of absentees : NIL

Pass Percentage: **100**

| SCHOOL TOPPERS | | |
|---|---|--|
|  |  |  |
| NAMAN JAIN 96.6% | PRACHI TOSHNIWAL 96.6% | PRANEETHA BOLLIPALLI 96.6% |

HIGHLIGHTS:

Students with **100% marks (2)** in Maths and Hindi

Students with **99% marks (8)** in English, Social Science, Hindi and Telugu

19% Students secured above 90%

51% Students secured between 70 to 89%

17% Students secured between 60 to 69%

10% Students secured between 50 to 59%

3% Students secured below 50%

SUBJECT WISE TOPPERS:

| Sl.No | Subject | % | Student Names | No. of Students secured top marks |
|-------|------------------|-----|--|-----------------------------------|
| 1 | English | 99 | PRANEETHA BOLLIPALLI, AYUSH SINHA, ALLURI SAI SREE SRUTHI | 3 |
| 2 | Maths | 100 | KORI GOWTHAM | 1 |
| 3 | Science | 96 | BHUPATHI RAJU HANISHA | 1 |
| 4 | Social Science | 99 | NAMAN JAIN, PRACHI TOSHNIWAL, PRANEETHA BOLLIPALLI, KARAN SHARMA | 4 |
| 5 | Hindi | 100 | ADITI DADIYA | 1 |
| 6 | Telugu Telangana | 99 | NIMMAKAYALA EESHA | 1 |
| 7 | Sanskrit | 94 | BELLAMKONDA SREEVARDHAN | 1 |
| 8 | IT Foundation | 92 | THALLAM SREEJA | 1 |

SUBJECT WISE POSITIONS:

| S.No | Subject | No. of Students | >= 90 | 75 - 89 | 70 - 74 | 60 - 69 | 50 - 59 | < 50 |
|------|------------------|-----------------|-------|---------|---------|---------|---------|------|
| 1 | English | 205 | 114 | 77 | 6 | 4 | 4 | - |
| 2 | Maths | 205 | 56 | 37 | 20 | 23 | 20 | 49 |
| 3 | Science | 205 | 27 | 65 | 24 | 35 | 34 | 20 |
| 4 | Social Science | 205 | 36 | 70 | 22 | 38 | 25 | 14 |
| 5 | Hindi | 106 | 25 | 40 | 8 | 20 | 7 | 6 |
| 6 | Telugu Telangana | 91 | 28 | 47 | 9 | 3 | 4 | - |
| 7 | Sanskrit | 6 | 1 | 5 | - | - | - | - |
| 8 | IT Foundation | 2 | 1 | 1 | - | - | - | - |




DDMS (AMS) P.OBUL REDDY PUBLIC SCHOOL
JUBILEE HILLS, HYDERABAD – 500033

RESULT ANALYSIS OF CLASS XII AISSCE- 2017-2018

1. Total No. of students appeared : 242
2. Total No. of students passed : 242
3. No. of absentees : NIL

Pass Percentage: **100**

SCHOOL TOPPER : APOORVA NANGIA

| | Science Stream | Commerce Stream | Humanities Stream |
|--------------------------------------|---|--|---|
| No. of Students Appeared | 121 | 110 | 11 |
| No. of Students Passed | 121 | 110 | 11 |
| No. of Students Absent | Nil | Nil | Nil |
| Pass Percentage | 100% | 100% | 100% |
| Highest Percentage with Student Name |  R. SURYA NARAYAN 96.4% |  APOORVA NANGIA 97.4% |  SAHAJLEEN KAUR 97% |

HIGHLIGHTS:

30.1% Students secured 90% & above

61% Students secured between 70 to 89%

8.2% Students secured between 50 to 69%

0.8% Students secured below 50%

SUBJECT WISE TOPPERS:

| Sl.No | Subject | % | Student Names | No. of Students secured top marks |
|--------------|-----------------------|----------|--|--|
| 1 | English | 98 | B SARVANI | 1 |
| 2 | Maths | 99 | A N MRUDUL & APOORVA.N | 2 |
| 3 | Physics | 97 | R SURYA NARAYAN | 1 |
| 4 | Chemistry | 98 | R SURYA NARAYAN | 1 |
| 5 | Biology | 97 | SHARON PRIYADARSHINI KUMAR | 1 |
| 6 | Business Studies | 99 | APOORVA.N, K SAI SANDEEP VARMA, LAYA JEKSANI, MAHIR NALAM, SREE RAAJITH.N, K AMUKTHA RAO, NAMAN JAIN, PARIYAL GUPTA, SWASTI SINGHANIA & P.RAKSHIT KESHAV, NANDINI BIHANI, NANDAMURI SPANDANA | 12 |
| 7 | Accounts | 96 | K SAI SANDEEP VARMA | 1 |
| 8 | Economics | 100 | SWASTI SINGHANIA & LAYA JEKSANI | 2 |
| 9 | Entro | 99 | PRANATHI VARMA.N | 1 |
| 10 | Comp Science | 96 | R SURYA NARAYAN | 1 |
| 11 | Home Science | 100 | A SHYLI, P HIMAJA & AAYUSHI VARMA | 3 |
| 12 | Legal Studies | 100 | ANKIT KAPOOR | 1 |
| 13 | Political Science | 97 | SAHAJLEEN KAUR | 1 |
| 14 | Psychology | 100 | ANJANA GAURI.P & SONALI.B | 2 |
| 15 | Physical Education | 99 | DHAVAL BAFNA | 1 |
| 16 | Informatics Practices | 86 | POOJA SELVERAJ | 1 |

SUBJECT WISE POSITIONS:

| S.No | Subject | No. of Students | >= 90 | 75 - 89 | 70 - 74 | 60 - 69 | 50 - 59 | < 50 |
|------|-----------------------|-----------------|-------|---------|---------|---------|---------|------|
| 1 | English | 242 | 118 | 114 | 4 | 4 | 1 | 1 |
| 2 | Maths | 184 | 55 | 47 | 18 | 28 | 26 | 10 |
| 3 | Physics | 121 | 33 | 61 | 10 | 15 | 2 | - |
| 4 | Chemistry | 121 | 16 | 37 | 16 | 49 | 3 | - |
| 5 | Biology | 31 | 6 | 14 | - | 7 | 4 | - |
| 6 | Business Studies | 110 | 105 | 5 | - | - | - | - |
| 7 | Accounts | 110 | 39 | 34 | 13 | 17 | 4 | 3 |
| 8 | Economics | 118 | 72 | 33 | 3 | 2 | 4 | 4 |
| 9 | Entrepreneurship | 40 | 23 | 16 | - | - | 1 | - |
| 10 | Comp Science | 18 | 4 | 11 | 2 | 1 | - | - |
| 11 | Home Science | 27 | 23 | 4 | - | - | - | - |
| 12 | Legal Studies | 22 | 13 | 8 | - | 1 | - | - |
| 13 | Political Science | 11 | 2 | 5 | - | 2 | 1 | 1 |
| 14 | Psychology | 11 | 6 | 2 | 1 | 1 | 1 | - |
| 15 | Physical Education | 37 | 29 | 7 | - | - | 1 | - |
| 16 | Informatics Practices | 7 | - | 4 | 1 | 1 | 1 | - |