


D.D.M.S P OBUL REDDY PUBLIC SCHOOL
SUBJECT ENRICHMENT ACTIVITY - 2024

CLASS: V

Subject	Assignment
English	<p>“Holidays are not only meant for relaxation and fun but also for self-improvement and growth. Embrace the opportunity of holiday homework to ignite your curiosity, expand your knowledge, and unlock your potential.”</p> <p>ACTIVITY 1</p> <p>Document your summer break in a diary. Try to include something for every day during summer holidays like fun activities, hobbies, chores, books you read, outings etc. Write five – six lines in your daily diary and draw caricatures and line drawings to make your diary look attractive and illustrative. Try and do something new that is worth jotting down.</p> <p>Some ideas are:</p> <ul style="list-style-type: none">• Draw or paint a picture of whatever you do• Draw the weather of that day• Close your eyes and draw how you feel• Take a photo• Collect a memento e.g. a ticket, a receipt, a food packet, newspaper, a leaf, a stone• Draw a list of the music you listened to / books you read / games you played• Make a collage of something you are looking forward to• Make a picture of the tastiest food you ate – try using something unusual in a collage like pasta, lentils or cut up food packaging• Listen to the noises outside and draw what you think you can hear, imagine. <div data-bbox="454 1294 906 1659" style="text-align: center;">An illustration showing a hand holding a yellow pencil, writing on a spiral-bound notebook. The notebook is open, showing two pages with horizontal lines. The background is a solid orange color.</div> <p>_____</p> <p>ACTIVITY 2</p> <p>(a) On a A4 sheet, draw and colour (or) cut and paste pictures of at least 5 useful inventions/objects based on artificial intelligence.</p> <p>(b) Artificial Intelligence has made our life very comfortable but it has some drawbacks too. Write a paragraph in about 60 to 80 words on “Disadvantages of Artificial Intelligence”</p>



ACTIVITY 3

Maintain a 100 pages single ruled notebook and practise cursive handwriting, DAILY ONE PAGE.

READING IS FUN

Try to read the suggested books:

1. Charlie and the Chocolate Factory – Roald Dahl
2. The Blue Umbrella – Ruskin Bond

Rubrics -10 M

Presentation and Creativity - 5M & Content- 5M

Mathe matics


Activity :1

MAKING BEAUTIFUL PICTURES USING FRACTIONS

Make any two beautiful patterns using colour paper cut outs of fractions ($\frac{1}{8}$, $\frac{1}{4}$, $\frac{1}{2}$,...)

on an A4 sheet.

Example:



ACTIVITY-2

DRAWING A PICTOGRAPH

* Collect the Data –(The number of plants grown) from five families in your locality and Represent it in Tabular form as given below.(SDG-15 LIFE ON LAND)

* Draw a pictograph for the Data using appropriate scale.

* Draw the above Table on an A4 sheet .

Flat No/ House no	Number of plants grown in their House
1	
2	
3	
4	
5	

RUBRICS

Activity 1 : 4 marks

Activity 2 : 5 marks

Presentation and cover page : 1 mark

EVS

Water is the driving force of all nature. – Leonardo da Vinci.



Every drop of water on the planet is precious. Fresh water is crucial for drinking, washing and growing food. But the increasing population may push the planet towards a thirstier future. It has been predicted that by 2050, half of the World's population may no longer have safe drinking water. To manage competing demands for freshwater we should work with nature rather than against it.

A household water audit is an assessment of how much water is used and how much water can be saved at home.

Conducting a water audit involves calculating water use and identifying simple ways for saving water in the home.

Write a report on “Home Water Audit” in the below-given format in A4 Sheets. Calculate your family’s total water usage per day. Observe the usage of water and note the readings in the below-given format for a week.

1. Type of House: Apartment/ Independent

2. No. of family members:

3. Water supply source: Municipal / Borewater

4. Total no. of Liters water storage per day in the overhead tank:

	<i>WATER USED IN LITERS BY YOUR FAMILY</i>							
Task	Monday	Tuesday	Wednesday	Thursday	Friday	Saturday	Sunday	Total
Washrooms								
Kitchen								
Washing machine								
Watering plants								
Other usage								
Leakages observed								
The average usage of water per day in litres								

- Using the above table calculate the average water consumption for each family member.



2. It is estimated that a person's average consumption in an Indian city is 135 litres per head daily. Analyze whether the usage of water is according to the needs.
3. If the average consumption of water is more than 135 litres per person, have you suggested to your family members any measures to conserve water? Write in your report.
4. What were the benefits of conducting a water audit? How did it help your family?

Remember that water today costs very less. In the next few years, we may have to pay a huge amount per litre. If we do not plan how to use water. Plan for water audit now and conserve water for the future.

Rubrics:

- i. Creativity - 2 Marks
- ii. Punctuality - 2 Marks
- iii. Neatness - 2 Marks
- iv. Content - 4 Marks



II
Language
Hindi

भारत अनेकता में एकता के लिए प्रसिद्ध है, जहाँ अनेक जाति, धर्म संप्रदाय के लोग सद्भाव के साथ रहते हैं। इसी भारत देश में **तेलंगाना** नामक राज्य भारत के दक्षिणी भाग में स्थित है और **झारखंड** भारत के पूर्वी भाग में स्थित है। दोनों ही राज्य बहुत सुंदर हैं।

अतः ग्रीष्मकालीन अवकाश में आप सभी विद्यार्थियों से आशा की जाती है कि आप



इन दोनों राज्यों के खान - पान तथा वेश -



भूषा

के बारे में जानकारी प्राप्त करके उनके बारे में पाँच - पाँच वाक्य चित्र सहित लिखिए। इस परियोजना

को आप रंगीन A4 शीट या रंगीन चार्ट पर बनाइए।

निर्देश :- Instructions to do the project work .

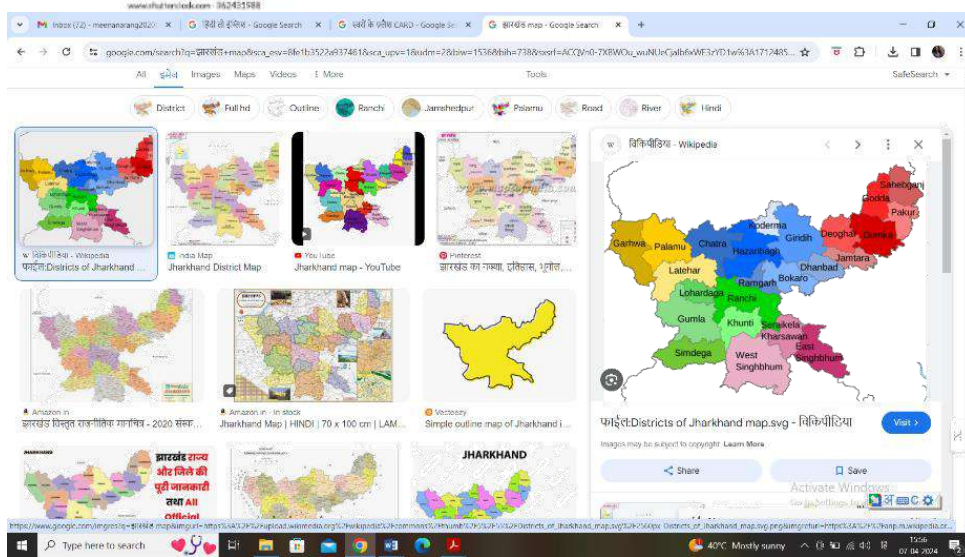
- 1- प्रस्तुतिकरण आकर्षक एवं सुंदर लेख में होना चाहिए।
- 2- आवश्यकतानुसार चित्रों (pictures) का समावेश किया जाना चाहिए।
- 3- आप एकत्रित जानकारी रंगीन A-4 शीट या चार्ट पेपर पर हस्तलिखित (handwritten)

रूप में जमा कर सकते हैं। (कुल पृष्ठ संख्या-5 से अधिक न हो)

- 4- एक रंग - बिरंगा आवरण पृष्ठ (Cover Page) पर अपना पूरा नाम, कक्षा व रोल नंबर

अवश्य लिखें।

उदाहरण (EXAMPLE)




निम्नलिखित विधिसूचक निर्देशों (Rubrics) के आधार पर परियोजना का आकलन किया जाएगा।

कुलांक(Total)	विषय वस्तु (content)	भाषा (language)	आवरण -पृष्ठ (cover page)	चित्रात्मक प्रस्तुति (picture presentation)	समग्र प्रस्तुतिकरण (overall presentation)
10 M	2 M	2 M	2 M	2 M	2 M

Learning Objectives:-

1. इस परियोजना का उद्देश्य छात्रों में भारत देश की 'अनेकता में एकता' की भावना को सुदृढ़ बनाना है।
2. छात्रों को विभिन्न राज्यों की संस्कृति से अवगत होने का अवसर प्रदान कराना है।

	<p>Learning Outcomes:-</p> <ol style="list-style-type: none"> 1. इस परियोजना से छात्र भारत के राज्यों के खान-पान,वेश-भूषा आदि के बारे में रोचक बातों को पता लगाने में सफल होंगे। 2. छात्रों में अनुसंधान तथा प्रस्तुति कौशल का विकास होगा।
Telugu	<p>భారతావని పుణ్యభూమి. ఇక్కడ ఆధ్యాత్మిక కేంద్రాలకు, గుడులు గోపురాలకు కొద్దువ లేదు. పూర్వం అనేక మంది పాలకులు అనేక ఆలయాలను నిర్మించి, వాటి పోషణార్థం, మడులను, మాన్యాలను ఏర్పాటు చేశారు. ఆలయాల వల్ల వ్యక్తికి, సమాజానికి, దేశానికి అనేక ఉపయోగాలు ఉన్నాయి. వాటి వలన ప్రజల్లో భక్తి భావన పెరిగి, సామాజికంగా ఐకమత్య భావన పెరిగి, తద్వారా దేశ భక్తి కలిగి, ప్రజల మానసికోల్లాసానికి ఉపయోగ పడుతుంది. కాబట్టి పుణ్యక్షేత్రాల గురించి తెలుసుకోవలసిన ఆవశ్యకత ఎంతైనా ఉంది. మన తెలంగాణలో ప్రసిద్ధి చెందిన ఏవేని ఐదు [5] పుణ్యక్షేత్రాల చిత్రములను అతికించి వాటి గురించి క్లుప్తముగా వివరించండి.</p>  <p>RUBRICS భాష = 2 చిత్రాలు = 3 వివరణ = 3 ప్రదర్శన = 2 మొత్తం = 10 మార్కులు</p> <p>LEARNING OUTCOME</p> <ul style="list-style-type: none"> ☑ పుణ్యక్షేత్రాలు వాటి ప్రాశస్త్యం, ఆవశ్యకతల గురించి తెలుసుకుంటారు. ☑ మన సంస్కృతి, సంప్రదాయాల పట్ల అవగాహన ఏర్పడుతుంది. ☑ ఆధ్యాత్మిక భావన కలుగుతుంది.
ART	<p>Mandala art prepare 2 works paper size A4 colours any media</p>
CRAFT	<p>Making of small simple leaves. Any 2 colour papers can be used. Total 32 leaves to be made from 2 A4 sheets</p>

Note: All the assignments should be submitted on the reopening day of the school