
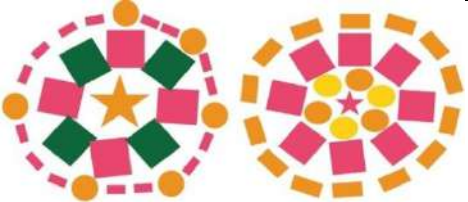



D.D.M.S P OBUL REDDY PUBLIC SCHOOL
SUMMER HOLIDAY HOME WORK-2024

CLASS : VI

Subject	Assignment																																										
<p>English</p>	<p>I. Water scarcity is a major issue that is rising very rapidly in modern-day India. The problem has become so severe that in many states the ground water has almost dried up and people have to depend on water supply from other sources. Design a poster, using a full sized chart, highlighting the above information to spread awareness to “SAVE WATER” RUBRICS: Creativity: 3m Sensitizing people towards the theme with appropriate slogans: 2m (Any two slogans)</p>  <p align="center">Example</p> <p>II. “To learn to read is to light a fire; every syllable that is spelled out is a spark.”</p> <p>Read the book ‘ The Adventures of Tom Sawyer ‘ -- Mark Twain https://www.amazon.in/Adventure-Tom-Sawyer-Illustrated-ebook/dp/B00CCF5L5A OR ‘Malgudi Days---R.K .NARAYAN https://en.wikipedia.org/wiki/Malgudi_Days_(short_story_collection) Note down the meaning of difficult words and create your own dictionary with at least two words from each alphabet, using A-4 sheets RUBRICS: Creativity: 3m, Dictionary skills:2m</p>																																										
<p>Mathematics</p>	<p><u>Experiential Learning</u> TOPIC – MONEY In this activity, students will be able to learn and understand the concept of money. Q 1 i) Find the cost of the following items (different types of MILLETS) purchased and prepare a bill (in an A4 sheet)</p> <table border="1" data-bbox="300 1375 1259 1942"> <thead> <tr> <th>S. No.</th> <th>Date of survey</th> <th>Item</th> <th>Quantity</th> <th>Price per unit</th> <th>Amount</th> </tr> </thead> <tbody> <tr> <td>1.</td> <td></td> <td>Fox tail (Korralu)</td> <td>2kg</td> <td></td> <td></td> </tr> <tr> <td>2.</td> <td></td> <td>Finger millet (Raagi)</td> <td>5kg</td> <td></td> <td></td> </tr> <tr> <td>3.</td> <td></td> <td>Kodo millet (arikelu)</td> <td>2.5</td> <td></td> <td></td> </tr> <tr> <td>4.</td> <td></td> <td>Barnyard millet(udalu)</td> <td>1kg</td> <td></td> <td></td> </tr> <tr> <td>5.</td> <td></td> <td>Little millet(samulu)</td> <td>1.5kg</td> <td></td> <td></td> </tr> <tr> <td>6</td> <td></td> <td>Jowar (jonnalu)</td> <td>3kg</td> <td></td> <td></td> </tr> </tbody> </table> <p>ii) Explain the potential benefits of including millets in the diet of individuals. . Q 2 Make two different shapes (Rectangles,squares,triangles and circles of different sizes) using colour paper and arrange them into beautiful Rangoli / kolam as shown below.</p>	S. No.	Date of survey	Item	Quantity	Price per unit	Amount	1.		Fox tail (Korralu)	2kg			2.		Finger millet (Raagi)	5kg			3.		Kodo millet (arikelu)	2.5			4.		Barnyard millet(udalu)	1kg			5.		Little millet(samulu)	1.5kg			6		Jowar (jonnalu)	3kg		
S. No.	Date of survey	Item	Quantity	Price per unit	Amount																																						
1.		Fox tail (Korralu)	2kg																																								
2.		Finger millet (Raagi)	5kg																																								
3.		Kodo millet (arikelu)	2.5																																								
4.		Barnyard millet(udalu)	1kg																																								
5.		Little millet(samulu)	1.5kg																																								
6		Jowar (jonnalu)	3kg																																								

	<p>Q3.Learn Tables everyday ; 2 to 15.</p> <p>RUBRICS :</p> <ol style="list-style-type: none"> Question-1 i) (Preparation of bill) – 4m ii) 1m Question 2 - 4m Presentation – 1m <p>Note : Submission date - 15th June 2024</p> 
<p>Science</p>	<p>Based on CBSE Art- activities S.No: 4.1.1.1.9</p> <p>Make a collage of the given Landforms on A4 sheet- Mountains, Plains, Valleys and Deserts.</p> <p>Learning objectives:</p> <ol style="list-style-type: none"> Identify various Landforms; comprehend different land features and their importance. Enhance awareness of colour and texture. Build fine motor skills. <p>Learning outcomes: Could understand the difference between various landforms .</p> <p>Rubrics: Collage pictures of four land forms- 2 X4M= 8M Overall presentation, relevance and timely submission- 2M (Total= 10M)</p>
<p>Social Science</p>	<p>Introduction: Cultural diversity is the existence of a number of different cultural or ethnic groups with in the society which helps children to understand and celebrate cultural diversity.</p> <p>Activity: Choose any two states of your choice from North, South, East and West directions of India and write about its climate, language, food and celebration of festivals on A4 size sheets.</p> <p>Instructions: Your activity should include pictures and relevant information.</p> <p>Rubrics: Presentation & Creativity: 2 Marks Content : 8 Marks</p> <ul style="list-style-type: none"> Climate – 2M Language – 2M Food – 2M Festivals – 2M
<p>II Language Hindi</p>	<p>ग्रीष्मकालीन अवकाशीय परियोजना कार्य</p> <p>भारत अनेकता में एकता के लिए प्रसिद्ध है, जहाँ अनेक जाति, धर्म संप्रदाय के लोग सद्भाव के साथ रहते हैं। इसी भारत देश में तेलंगाना नामक राज्य भारत के दक्षिणी भाग में स्थित है और झारखंड भारत के पूर्वी भाग में स्थित है। दोनों ही राज्य बहुत सुंदर हैं।</p> <p><i>अतः ग्रीष्मकालीन अवकाश में आप सभी विद्यार्थियों से अपेक्षा की जाती है कि निम्नलिखित विषयों और बिंदुओं के आधार पर एक परियोजना तैयार करें।</i></p> <p>(i) तेलंगाना तथा झारखंड दोनों राज्यों के किसी एक मुख्य त्योहार, के बारे में जानकारी प्राप्त कर 180 – 200 शब्दों में लिखिए।</p> <p>(ii) तेलंगाना तथा झारखंड दोनों राज्यों के किसी एक लोकप्रिय शाकाहारी व्यंजन, (food item) का नाम लिखकर उसे बनाने की विधि (recipe) को लिखित रूप में प्रस्तुत कीजिए।</p> <p>परियोजना तैयार करने के निर्देश :-</p> <p>1- प्रस्तुतिकरण आकर्षक एवं सुंदर लेख में होना चाहिए।</p> 

2- आवश्यकतानुसार चित्रों (pictures) का समावेश किया जाना चाहिए।

3- आप एकत्रित जानकारी रंगीन A-4 शीट या चार्ट

पेपर पर हस्तलिखित (handwritten) रूप में जमा कर सकते हैं। (कुल पृष्ठ संख्या -5से अधिक न हो)

4- एक रंग – बिरंगा आवरण पृष्ठ (Cover Page) पर अपना पूरा नाम, कक्षा व रोल नंबर अवश्य लिखें।

निम्नलिखित विधिसूचक निर्देशों (RUBRICS) के आधार पर परियोजना का आकलन किया जाएगा।



कुलांक (Total)	विषय-सामग्री- (subject matter)	भाषा (language)	आवरण-पृष्ठ (cover page)	चित्रात्मक प्रस्तुति (picture presentation)	समग्र प्रस्तुतिकरण (overall presentation)
10 M	2 M	2 M	2 M	2 M	2 M

Learning Objectives:-

1. इस परियोजना का उद्देश्य छात्रों में भारत देश की 'अनेकता में एकता' की भावना को सुदृढ़ बनाना है।
2. छात्रों को विभिन्न राज्यों की संस्कृति से अवगत होने का अवसर प्रदान कराना है।

Learning Outcomes:-

1. इस परियोजना से छात्र भारत के राज्यों के खान-पान, मुख्य त्योहार आदि के बारे में रोचक बातों को पता लगाने में सफल होंगे।
2. छात्रों में कला कौशल का विकास होगा।

Telugu

నీరే ప్రాణాధారం. జలము లేకున్న జీవరాశి మనజాలదు. 'నిలువ నీడకై తరువు, నిలువ నీటికై చెరువు' అన్నారు పెద్దలు. మనుషులకే కాదు పశుపక్ష్యాదులకు తాగునీరు - పంటపోలాలకు సాగునీరు అందించే వాటిలో చెరువుల పాత్ర ఎంతో కీలకమైనది. చెరువులు - పరిరక్షణ - ప్రయోజనాలు' తెలుపుతూ త్రములను అతికించి ఒక చిన్న వ్యాసము రాయండి.



RUBRICS

శీర్షిక =2

చిత్రాలు =2

భాషవివరణ=4

ప్రదర్శన =2

మొత్తం= 10 మార్కులు

LEARNING OUTCOME

జల సంరక్షణ ప్రయోజనాలు తెలుసుకుంటారు.

- ప్రతి విద్యార్థి 'దాశరథి శతకము' నుండి క్రింద తెలుపబడిన పద్యములు- భావములు వేసవి సెలవులలో నేర్చుకోవాలి. అవి
- దాశరథి శతకం : పద్యాలు - భావాలు : 1, 34, 66, 84, 97

<https://incarnation14.wordpress.com>

Note: All the assignments should be submitted on the reopening day of the school.