



D.D.M.S P OBUL REDDY PUBLIC SCHOOL
SUMMER HOLIDAY HOME WORK-2024

CLASS : VII

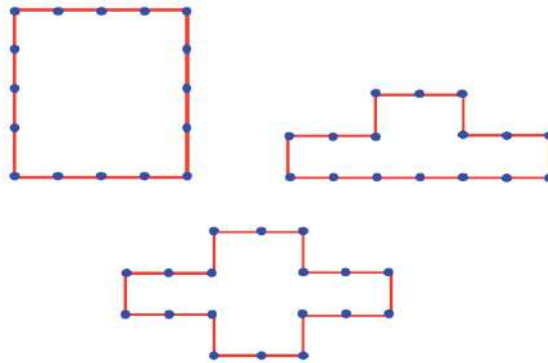
Subject	Assignment
<p>English</p>	<p>I Make a collage of Major Women authors of 19th century. Why women authors used to write with a ‘PEN NAME’? Write about one such author in about 100-120 words.</p> <p>Use either Full sized Chart or A-4 size sheets __ Collage</p> <p>RUBRICS Creativity (collage): 2m Research skills: 1m Writing Skill: 2m</p>  <p>II. Reading books reduces stress and helps to relax. It improves one’s concentration and memory, expands vocabulary and strengthens writing abilities.</p> <p>Read any one of the following books and write all the Eight Parts of speech with 5 examples each, identifying from the book/stories you read, in Grammar note book</p> <p>a) Short stories of Rabindranath Tagore (https://bookishloom.wordpress.com/2020/11/15/five-must-read-short-stories-by-rabindranath-tagore/s)</p> <p>b) The Collected stories of Katherine Mansfield (Wordsworth Editionshttps://wordsworth-editions.com/book/collected-short-stories-of-katherine-mansfield/)</p> <p>RUBRICS: Identification of Parts of Speech: 4m Accuracy:1 m</p>
<p>Mathematics</p>	<p><u>ACTIVITY – 1</u></p> <p>FORMING A PATTERN:GENERAL RULE</p> <p>Make shapes using equilateral triangles with the help of matchsticks as given below on an A4 sheet:</p>  <ul style="list-style-type: none"> ● Make 4 more such chains by adding equilateral triangles. ●

- Find out the number of matchsticks required in each step. Come up with a pattern and write the general rule.

ACTIVITY 2

LENGTH – SAME PERIMETER –DIFFERENT SHAPE:

- Construct the following figures on an A4 sheet using matchsticks and observe the total length of their boundary.
- Calculate the length of the boundary of these shapes. Check if the lengths are the same.



- Construct three more shapes, such as, triangles etc., with the same boundary length.
 - This will give an idea that different shapes can have the same boundary length or perimeter.
3. Learn tables everyday : 2 to 15.

RUBRICS:

Activity 1 : 5 marks

Activity 2 : 4 marks

Presentation and cover page :1 mark.

Science

S.No: 4.1.3.1

Traffic signal project:

Design a working model of a traffic signal system.

Stick any 15 traffic signals/symbols and write about them.

Learning objectives:

1. Comprehend and implement road safety practices.
2. Implement road safety practices in daily life.

Questions to answer in A4 sheets:

1. How would you implement road safety practices in daily life?
2. List any '3' road safety preventive methods that are followed in the USA and UK and how they are different from India.
3. Open the link given below, take the quiz and submit the certificate.

<https://trafficquiz.com/>



Learning outcomes:

Could comprehend and implement road safety measures in daily life.

Rubrics: Model making – 4m

Q 1 and 2- Relevance and appropriateness- 4m

Quiz: 2m

<p>Social Science</p>	<p>Introduction: The tribes of India with their rich customs and oral traditions will help the students to connect their own unique socio-cultural aspects of the individual community and society.</p> <p>Activity: Make a photo album on any four of the following tribal groups of India namely:</p> <ol style="list-style-type: none"> 1. Gonds 2. Ahoms 3. Koyas 4. Badagas 5. Bhils 6. Kolis <p>Instructions: Your photo album should include pictures and relevant information.</p> <p>Rubrics: The students will be evaluated based on the following rubrics.</p> <p>Presentation & Creativity: 2 Marks</p> <p>Content : 8 Marks</p> <ul style="list-style-type: none"> • 4 Tribes (Each tribe carries 2 marks (4 X 2m = 8m))
<p>II Language Hindi</p>	<p style="text-align: center;">ग्रीष्मकालीन अवकाशीय परियोजना कार्य वर्ष - २०२४-२५</p> <p>कक्षा - सातवीं विषय - हिंदी विषय संवर्धन तथा कला समेकित परियोजना [ART INTIGRATED AND INTER DISCIPLINARY PROJECT] <i>विषय - झारखंड और तेलंगाना के ऐतिहासिक स्मारक तथा दर्शनीय स्थल /</i></p> <div style="display: flex; justify-content: space-around;">   </div>



परियोजना का परिचय (INTRODUCTION)- भारत विश्व की सबसे पुरानी सभ्यताओं में से एक है जिसमें बहुरंगी सांस्कृतिक विरासतें हैं। तेलंगाना और झारखंड भारत के राज्य हैं | झारखंड भारत के पूर्वी भाग में स्थित है। तेलंगाना भारत के दक्षिणी भाग में स्थित है | झारखंड और तेलंगाना के **किन्हीं तीन** की ऐतिहासिक स्मारकों तथा दर्शनीय स्थलों की जानकारी देते हुए एक सुंदर परियोजना तैयार कीजिए |

परियोजना निम्नलिखित संकेत बिन्दुओं पर तैयार करनी होगी -

- ❖ झारखंड और तेलंगाना के स्मारक तथा दर्शनीय स्थल कौन-कौन से हैं ?
- ❖ ये कब, किसने और क्यों बनवाए। उनकी विशेषताएँ क्या हैं ?

सामान्य निर्देश - (STEPS AND INSTRUCTIONS)

- आपको अपनी परियोजना पाठशाला के प्रथम दिवस पर जमा करानी है।
- यह कार्य सुंदर लिखावट में लिखा होना चाहिए। विषय संबंधी चित्र होने चाहिए |
- परियोजना कार्य रंग-बिरंगा, आकर्षक तथा A4 SIZE कागज़ पर 5 या 6 पृष्ठों में किया जाना चाहिए |
- परियोजना का एक सुंदर आवरण पृष्ठ होना चाहिए, जिस पर हिंदी परियोजना, परियोजना का नाम, आपका नाम, आपकी कक्षा एवं वर्ग अवश्य लिखा होना चाहिए।

परियोजना का उद्देश्य (LEARNING OBJECTIVES) -

- ❖ पर्यटन(TOUR) शिक्षा और अनुसंधान के लिए आवश्यक है। | हमारे देश में पर्यटन माध्यम है - सबको एकता के सूत्र में बाँधना।
- ❖ ऐतिहासिक महत्त्व की मीनारें, विशाल दरवाजे, शानदार महल, किले, तथा अन्य स्मारक पर्यटकों को अपनी ओर खींचते हैं।

परियोजना का प्रतिफल - (LEARNING OUTCOME)

इस परियोजना से छात्रों का बहुमुखी विकास होगा, जैसे -

- ऐतिहासिक महत्त्व की विभिन्न मीनारों, महलों, किलों, स्मारकों तथा उनकी शिल्प कलाओं का छात्रों को ज्ञान होगा। इनके दर्शन के बहाने सभी एक सूत्र में बँधेंगे।
- उनकी भाषा, सृजनात्मकता, कला-कौशल का विकास होगा।

परियोजना के मूल्यांकन के आधार - RUBRICS

कुलांक	सृजनात्मकता	भाषा	प्रस्तुतिकरण	जानकारी	चित्र
10	2	2	2	2	2

**II Language
Telugu**

దేశాభివృద్ధికి వివిధ శాస్త్రరంగాలలో ఎందరో శాస్త్రవేత్తలు కృషి చేశారు. మీకు నచ్చిన ఇద్దరు భారతీయ శాస్త్రవేత్తలు - వారి పరిశోధనలను సంబంధించిన చిత్రాలతో వివరింపుము .



RUBRICS

- శీర్షిక = 2 మా
- చిత్రాలు = 2 మా
- భాష వివరణ = 4 మా
- ప్రదర్శన = 2 మా
- మొత్తం = 10 మార్కులు

LEARNING OUTCOME:

భారతీయ శాస్త్రవేత్తలు - వారి పరిశోధనల గురించి తెలుసుకొని ప్రేరణ పొందుతారు

- ❖ వేసవి సెలవులలో క్రింద తెలుపబడిన పద్యాలు తప్పనిసరిగా నేర్చుకోవాలి.
- ❖ 7 వ తరగతి తెలుగు వాచకం పేజీ నెం: 40 లోని పద్యాలు

Note: All the assignments should be submitted on the reopening day of the school.