



**DDMS P. OBUL REDDY PUBLIC SCHOOL
HOLIDAY HOMEWORK
(Summer Vacation -2024)
GRADE - I**



*Pour on lotion,
Rub it in.
Perfect for
My summer skin.*

*On my bike
Or in the pool,
A sip of water
Keeps me cool.*

*Put together a jigsaw, bake a cake,
Go to camp, or swim in a lake,
Exciting places you can travel to.*

*Shades are on,
Flip-flops, too.
In summer there's
So much to do!*

Learn a new hobby – swimming, roller skating, cricket, karate, golf, summer camp etc. Work and play are equally important. Computer games are good. They sharpen your intellect, but what about the rest of your body? You do need some exercise, don't you?

Go cycling, play badminton, cricket, kho-kho, hide n' seek anything that makes you run and exercise. Go for a nature walk with your family - two of the greatest gifts of life....

NATURE and your FAMILY. Read at least two books of your interest during the vacation.



Dear Students,

***Amidst all the fun and frolic, let's twirl our fingers and mind for a bit of homework.
Enjoy doing the activities and ensure completion of the given assignments.***

Note: The below activities will carry marks and will also reflect in the report cards as well. Need to be submitted on the day of the re-opening.

Do the activities on A4 sheet.

Rubrics: Creativity – 2M, Punctuality – 2M, Neatness – 2M, Content – 2M, Presentation – 2M

ENGLISH

1. Word chain: - This assignment to be done in A4.

Make a chain of 10 words for each given word below by writing a new word with the last letter of the previous word.

a) bus

b) park

Example: pen – nose – egg – gun

2. Encourage your child to create a colourful magic box/magic pot filled with action words. Write any two sentences using any of those action words. This assignment to be done in A4 sheet.

3. To improve handwriting skills during holidays, write three sentences daily in a 50-page four-

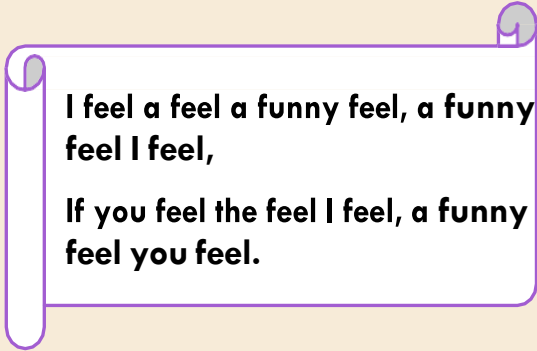
ruled notebook at home.

4. Can you say these!

Give a try.



**A big black
bug bit a big
black dog on
his big black
nose.**




**I feel a feel a funny feel, a funny
feel I feel,
If you feel the feel I feel, a funny
feel you feel.**

Note :- Pick up good books to read. You can also read e-books from

<https://storyweaver.org.in/>

MATH

1. Take the printout of the given picture. Spot the differences and circle them.



2. Make a dice of your choice (with numbers or symbols) using unused material like small carton box, tetra packs etc.

3. Draw a picture on A4 size sheet by follow the given instructions. Later colour the picture.

1. Draw a tree in the **middle** of the page.
2. Draw a girl reading a book **under** the tree.
3. Draw 2 birds flying **over** the tree.
4. Draw a cat **behind** the tree.
5. Draw a house **far** away from the tree.
6. Draw a sun **above** the house.
7. Draw a boy playing with a ball **near** the house.

4. Learn skip count of 2, 5 and 10 (up to 100) and write them in A4 sheet .

5. Read the Story and answer the following questions.


I see a bird.

She made a nest.

The nest has three eggs.

I see three eggs.

Do you see eggs?



1. What do you see?

2. What is in the nest?

3. How many eggs are there?

EVS

1. Make your favourite Animal- Mask or head gear. Learn 5-6 lines on the animal you have made.
2. Make your own creative art using vegetable printing (you can use onion/okra/potato /capsicum etc). This work to be done in A4 sheet.

Example:



3. Choose a seed like coriander or fenugreek to grow a plant from. Carefully water it and tend to your plant as it grows. Observe its growth over time. Also learn how it is used into recipes you make at home. Take pictures during the activity and learn to say about your observation as Pep talk on the given topic showing your pictures.

II LANGUAGE – HINDI

किसी भी रंगीन A4 शीट या रंगीन चार्ट पर हिंदी वर्णमाला के स्वरों (अ से अः) का चित्र सहित फ्लैश कार्ड्स (FLASH CARDS) बनाइए ।

(Make flash cards with alphabets and pictures of vowels

(अ to अः) with help of coloured A4 sheet or coloured chart).

उदाहरण (Example)



<https://www.youtube.com/shorts/Cxs7ystq8-s>

RUBRICS

विषय	भाषा	रचनात्मकता	सुलेख	प्रस्तुतिकरण
2M	2M	2M	2M	2M

Learning Objectives:-

1. छात्रों में सक्रियता तथा रचनात्मकता का विकास कराना है ।
2. छात्रों में हिन्दी वर्णमाला के प्रति रूचि उत्पन्न कराना है ।

Learning Outcomes:-

1. इस परियोजना से छात्रों को चित्रों की सहायता से अक्षरों को आसानी से पहचान कर याद रखने में सफल होंगे।

II LANGUAGE – TELUGU

వర్ణమాల Marks: 10

పిల్లలూ! మీరు వేసవి సెలవులను ఎంతో ఆనందంగా గడపాలని ఆశిస్తున్నాము. అలాగే మీరు చదువును మరువకుండా ఉండుటకు మీకు తెలుగులో ఒక సృజనాత్మకమైన ఒక ఇంటి పనిని కూడా ఇస్తున్నాము.

అదేమిటంటే - మన తెలుగు భాషకు ఉన్న అక్షరాల సంఖ్య - 56. వాటిలో అ నుండి అః వరకు ఉన్న అక్షరాలను అచ్చులు అని, క నుండి అ వరకు ఉన్న అక్షరాలను హల్లులు అని విభజించారు.

వర్ణమాలలోని అచ్చుఅక్షరాలకు సంబంధించిన చిత్రాలను సేకరించి, వాటిని A4 SHEET లో అతికించి, ప్రతీ చిత్రానికి మొదటి అక్షరాన్ని వ్రాయండి.

ఉదాహరణ:

అ -



RUBRICS:

శీర్షిక: 2M

అక్షరాలు వ్రాయుటకు: 4M

చిత్రాలు: 4M

మొత్తం: 10 M

LEARNING OUTCOME:

తెలుగు వర్ణమాలలోని అచ్చు అక్షరాలను చదవడం, వ్రాయడం నేర్చుకుంటారు మరియు అక్షరాలకు సంబంధించిన చిత్రాలను గుర్తిస్తారు.

★ HAPPY ★
Holidays
★ ★
★

